

The BUP's annual Student Conference 2022

Conference and students' parliament evaluation

Short information

- 47 out of 50 students replied
- Evaluation was given at the end of the conference.
- 70% of respondents were female, while 30% were male.



Expectations prior to the conference

Average expectation was **7.74**

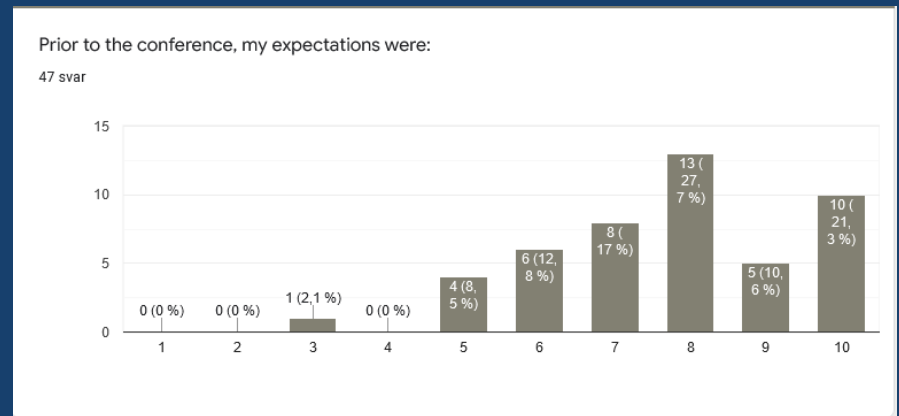
Compared to previous years:

2019: **7.69**

2021: **8.14**

Organiser comment:

Normal expectations compared to previous years.



Was the conference information easy to access?

Average answer was **8.21**

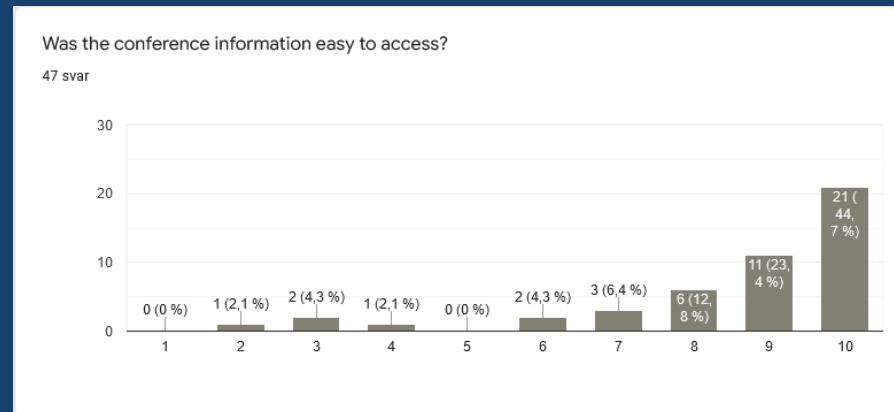
Compared to previous years:

2019: **8.67**

2021: **8.88**

Students comments:

Communication with students should take place earlier and preferably using groups chats on WhatsApp, etc..



Was the BUP organisers helpful and responsive before the conference?

Average answer was **9.47**

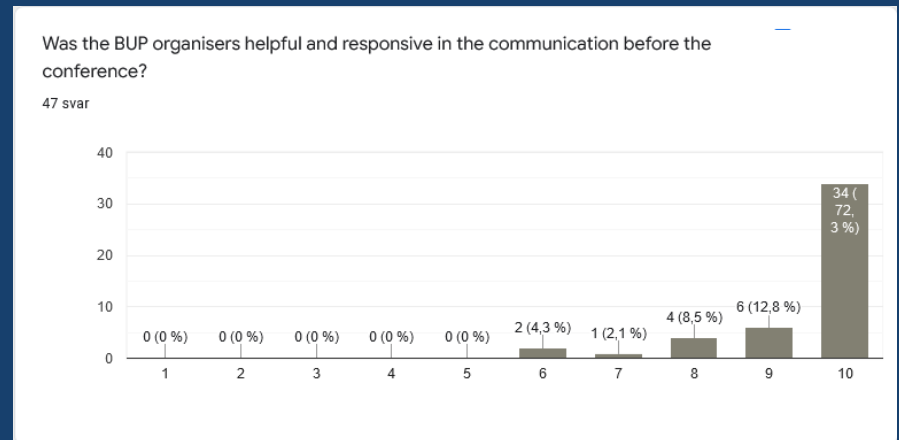
Compared to previous years:

2019: **9.53**

2021: **9.28**

Students comments:

Add some sort of group chat for quick conversation.



How were you received by the BUP organisers at site?

Average answer was **9.62**

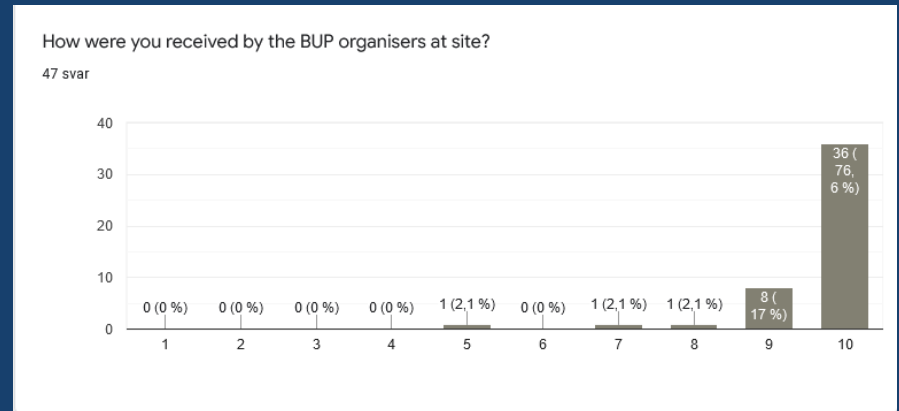
Compared to previous years:

2019: **9.16**

2021: **not applicable (online event)**

Students comments:

Nothing specific.



How were you received by the staff at Campus Gotland (not the BUP staff)?

Average answer was **9.40**

Compared to previous years:

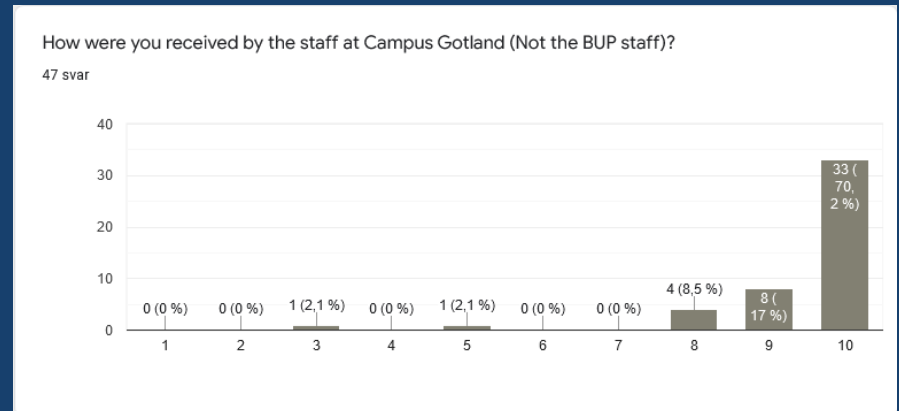
2019: **8.95***

2021: **not applicable (online event)**

Students comments:

Nothing specific.

* Comparing to previous conference sites.



How did you find the conference venue (place for lectures)?

Average answer was **8.96**

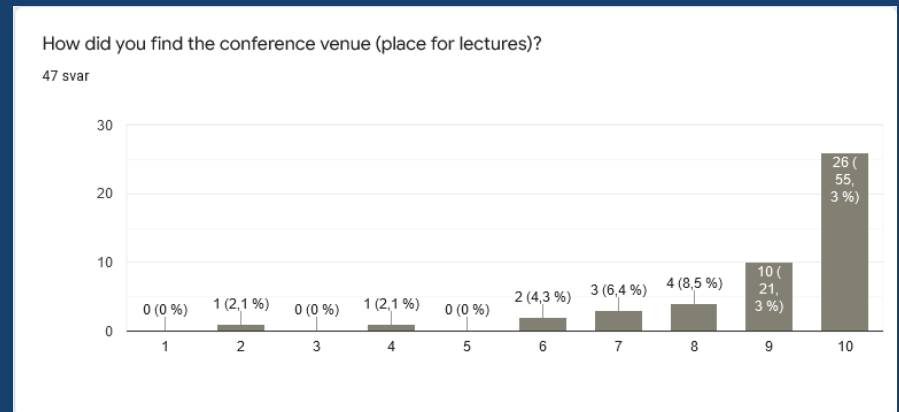
Compared to previous years:

2019: **9.14***

2021: **not applicable (online event)**

Students comments:

Mixed comments, both positive and negative, negative comments mostly referring to technical problems that we had during the first day.



* Comparing to previous conference sites.

How did you find the hotel rooms?

Average answer was **9.45**

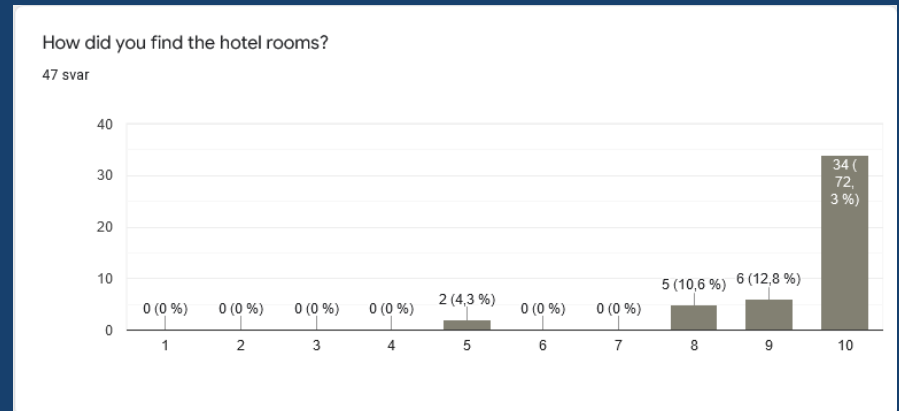
Compared to previous years:

2019: **8.41**

2021: **not applicable (online event)**

Students comments:

Mainly good comments about the hotel itself, but a few students were dissatisfied with their room mate and that they could not chose with whom they could live.



How did you find the food?

Average answer was **8.66**

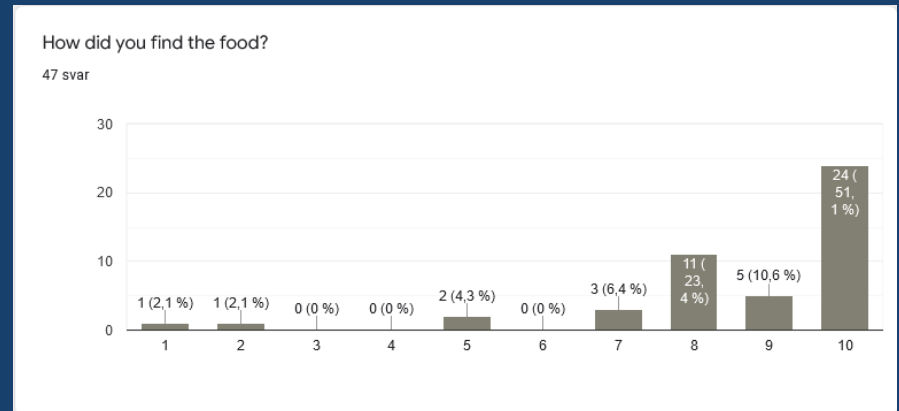
Compared to previous years:

2019: **8.16**

2021: **not applicable (online event)**

Students comments:

Problem with lacking vegan food at some points of the conference, namely at the ferry and in one of the coffee breaks.



Was the BUP organisers helpful and responsive in the communication during the conference?

Average answer was **9.66**

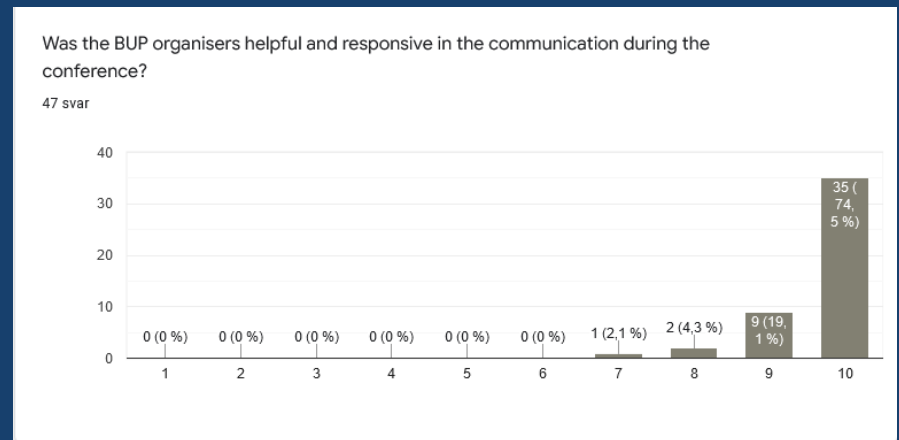
Compared to previous years:

2019: **9.16**

2021: **9.23**

Students comments:

Nothing specific



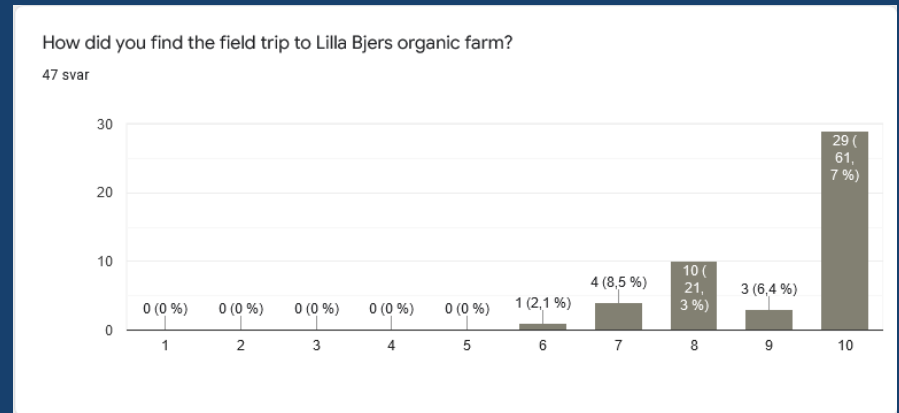
Pick your 3 best parts of the conference program *(excluding the excursion and guided tour)*

1. **Food & tourism on Gotland** – Leonie Paul, Iida Pyykkö & Paula Cederberg Ahlsten
2. **Aquaculture** - Adrianus Both
3. **Urban Agriculture and Green infrastructure in Multifunctional Urban Landscapes** – Attila Tóth



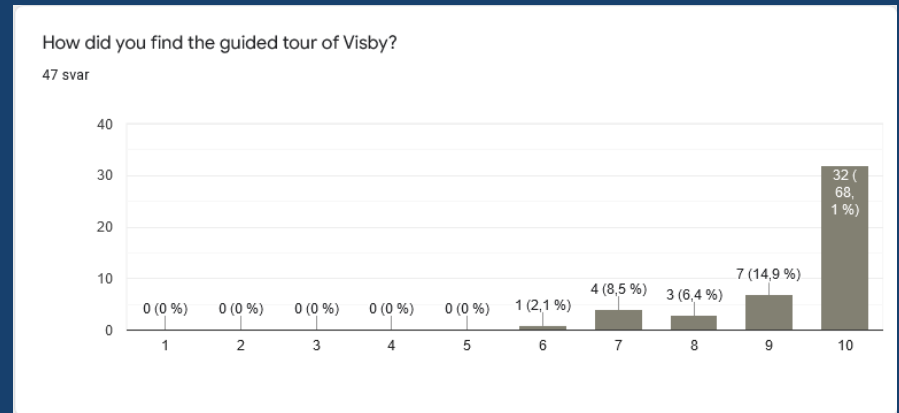
How did you find the field trip to Lilla Bjers organic farm?

Average answer was **9.17**



How did you find the guided tour of Visby?

Average expectation was 9.38



How did you find the cultural party?

Average expectation was **7.45**

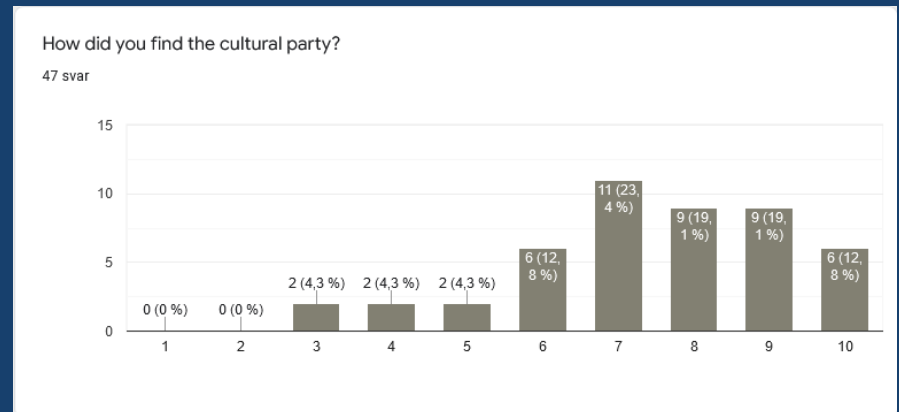
Compared to previous years:

2019: **9.12**

2021: **Not organised**

Students comments:

Students found it problematic bringing alcohol as the rented facility had a alcohol permit and therefore didn't allow students to bring their own alcohol. Some also commented that the party lacked general organisation and activities.



What is your over all impression of the conference content?

Average expectation was **8.83**

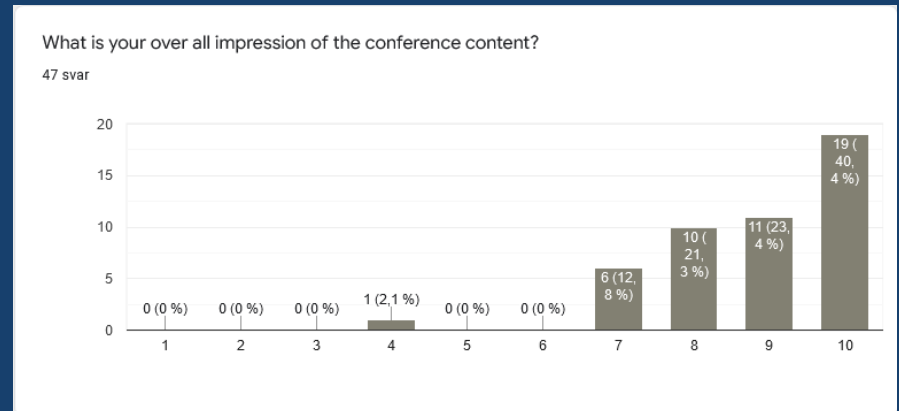
Compared to previous years:

2019: **9.03**

2021: **8.14**

Students comments:

Most students enjoyed the program, and had no additional comments. At the same time there were a few that didn't like specific presentations and workshops.



Do you feel that the students' parliament is important?

Average expectation was **8.12**

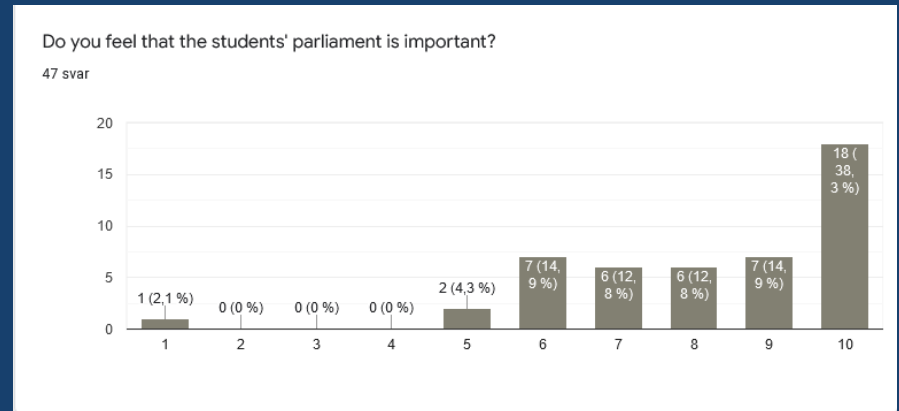
Compared to previous years:

2019: **8.26**

2021: **8.37**

Students comments:

Most students find the parliament important.



Do you feel that you could make your voice heard in the students' parliament?

Average expectation was **8.47**

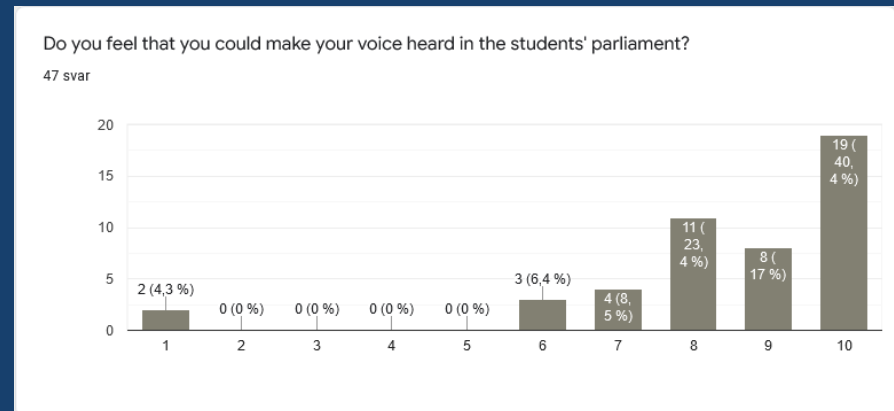
Compared to previous years:

2019: **8.21**

2021: **8.67**

Students comments:

Students wished for more information about the students' parliament prior to the conference and that they would be better informed about the processes more in advance.



Do you feel that the students' parliament was democratic and fair?

Average expectation was **9.45**

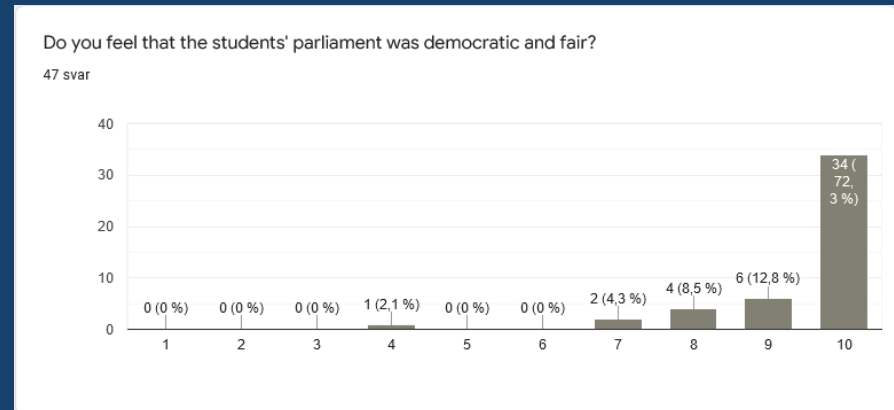
Compared to previous years:

2019: **9.21**

2021: **9.16**

Students comments:

The highest score recorded on the democratic and fairness. Students found that the parliament with a few isolated comments on improvements of the process, incl. open counting of votes and better information prior to the conference.



What is your overall impression of the student conference?

Average expectation was **9.17**

Compared to previous years:

2019: **9.37**

2021: **8.72**

Conference organisers comment:

Students seem to have enjoyed the conference with a high average rating. With a slightly lower rating compared to Estonia 2019. This can most likely be attributed to the fact that this conference were shorter and more intense. It is recommended that future conferences have at least 3 days program.

